

SHAVUOT


שבועות

**FEAST OF WEEKS
ACTIVITY PACKET**

Trace the word "shavuot" in modern hebrew.

שבועות


Now, try to write it yourself!



Trace the word "SHAVUOT" in ancient hebrew pictograph.

† Y O □ W


Now, try to write it yourself!





HARVEST JOY: HELP THE WHEAT SHEAF TO JERUSALEM!

EXODUS 34:22 | DEUTERONOMY 16:16



WHEAT MAZE ACTIVITY SHEET

**The root word of Shavuot is “sheva.”
It means “seven”.**

**These are the ancient hebrew pictographs
and their picture meanings are below.**



Eye, To see, Watch, Know




House, Tent, Family, Inside



Sharp, Press, Eat, Consume

REMEMBER: HEBREW IS READ RIGHT TO LEFT!

What do you think it means altogether? Write your guess below.





“And when the Day of the Festival of Shaḅu’ot had come, they were all with one mind in one place. And suddenly there came a sound from the heaven, as of a rushing mighty wind, and it filled all the house where they were sitting. And there appeared to them divided tongues, as of fire, and settled on each one of them. And they were all filled with the Set-apart Spirit and began to speak with other tongues, as the Spirit gave them to speak.” -Ma`asei (Acts) 2:1-4

Matching

Match each Shavuot event with the similar events of Pentecost.

SHAVUOT



Firstfruits offering



Gathering before Yahuah



Harvest celebration

PENTECOST

Spiritual harvest begins



Firstfruits of believers




Disciples gathered together



Shavuot & Pentecost

Word Search




- **Weeks**
- **Harvest**
- **Firstfruits**
- **Spirit**
- **Jerusalem**
- **Tongues**
- **Peter**
- **Promise**

V	D	N	J	W	W	U	I	Y	L	I
F	I	R	S	T	F	R	U	I	T	S
U	N	P	J	S	N	S	Y	S	M	M
S	P	B	E	K	X	G	E	A	E	J
E	P	S	W	X	S	U	H	L	P	V
S	R	I	U	X	G	Y	A	C	Q	Z
I	E	Z	R	N	V	S	R	V	I	O
M	T	A	O	I	U	U	V	E	H	E
O	E	T	V	R	T	W	E	E	K	S
R	P	O	E	I	W	V	S	R	R	C
P	R	J	J	H	S	Q	T	E	M	E

Draw A Picture

How do you and your family observe Shavuot?



Hidden Treasure

Can you find the hidden treasures?



Check the box when you find the treasure.

Wheat

Basket

Scroll

Fire

THE GRAND OMER QUEST: A JOURNEY TO SHAVUOT

A FUN GAME FOR CHILDREN

CHOOSE YOUR PAWN:
White Lamb,
Young Bull,
or Ram.



1	2	3	4	5	6	7
8	9	10	11	12	13	14
15	16	17	18	19	20	21
22	23	24	25	26	27	28
29	30	31	32	33	34	35
36	37	38	39	40	41	42
43	44	45	46	47	48	50
43	44	45	46	47	49	

Lamb's leap!
Move ahead
2 spaces.

Young Bull's
charge!
Advance to the
next olive space.

Ram's climb!
Take
the fig
shortcut.

Finish

Challenge
Card
Deck



Grand Omer Quest

Instructions

Game Overview: Players take on the role of biblical animals journeying through the 7 weeks of the harvest season. Along the way, they gather the scriptural fruits and grains (The Seven Species) while navigating fun challenges. The first player to reach the 50th Day: Shavuot wins the game!



What You Need to Play:

- The Board: The printed 50-day harvest chart.
- Pawns: A White Lamb, a Young Bull, or a Ram (you can use small toy animals, coins, or cut-out markers).
- Movement: A standard 6-sided die, or a homemade spinning arrow spinner.
- Challenge Cards (Optional): A small stack of index cards with fun trivia or action prompts.

The Rules of the Game

1. Setup & Choosing Your Character

Each player chooses their animal pawn and places it at the start line (Week 1, Day 1).



- The White Lamb 
- The Young Bull 
- The Ram 




2. Taking Turns

Players take turns rolling the die or spinning the arrow to move that many spaces forward along the numbered path (following the days from 1 to 49).

3. Landing on Special Spaces

The board is filled with harvest spaces that can help or hinder your journey:

-  Wheat & Barley Spaces: You safely harvested the grain! Roll again.
-  The Fruit Spaces (Grapes, Pomegranates, Figs, Dates, Olives): Collect a "Fruit Point." (Keep track on a piece of paper).

-  Lamb's Leap! (Day 5): The nimble lamb skips ahead! Move forward 2 spaces.
 -  Young Bull's Charge! (Day 24): The bull charges through the fields. Advance immediately to the next olive space.
 -  Ram's Climb! (Day 20): The ram knows the mountain shortcuts. Take the fig path to leap ahead.
- #### 4. Challenge Cards (Landing on Multi-Colored Spaces)
- When a player lands on a specially colored square or a "Challenge" space, they draw a card. To stay on that space, they must answer a biblical question or complete an action, such as:
- Trivia: "Name three of the fruits found in the decorative border!"
 - Action: "The Shofar blows! Make your best shofar sound or move back 2 spaces."
 - Math: "If you are on Day 21, how many weeks have passed? (Answer: 3 weeks)."
- #### Winning the Game
- The game ends when a player lands exactly on Day 50: Shavuot (Finish)!
- The First to Finish: Gets the honor of "Blowing the Shofar" (or shouting "Chag Sameach!") to officially open the Feast of Shavuot.
 - The Harvest Master: If you want a longer game, the winner is the person who reaches Day 50 with the most Fruit Points gathered along the way!

Grand Omer Quest

PAWNS

You can cut out the animal head pawns below to use in the game. There are extra pieces just in case they are needed. Alternatively, you can use small toy animals, coins, or cut-out markers.

